

# SR 2050 Twin Stereo Transmitter

## FEATURES

- 20 fixed frequency banks with up to 32 compatible presets in up to 75 MHz switching bandwidth and 6 user banks
- Audio loop-out jacks for the monitoring transmitters
- Rugged 19" all-metal housing with integrated power supply unit
- Ethernet for monitoring and control using Sennheiser WSM Mac or PC software
- Enhanced AF frequency response (25 – 15000 Hz)
- Receivers can be configured in the transmitter menu and can be synchronized via the infrared interface

Aside from being designed as a twin transmitter, SR 2050 is identical to SR 2000, and like its single counterpart, it is also network compatible. In other words: Through the Ethernet connections, you can monitor and control SR 2050 from your Mac or PC using Sennheiser's Wireless Systems Manager software. You can also easily link other network-compatible components from other Sennheiser series.



## ARCHITECT'S SPECIFICATIONS

The device shall be a dual channel stationary stereo transmitter for use with two companion stereo receivers as part of a high reliability dual channel stereo wireless radio frequency transmission system. Each channel of the stationary transmitter shall provide the following features and performance: The stationary stereo transmitter shall operate within a RF frequency range of 516 – 865 MHz in 20 fixed frequency banks and 6 user banks with a maximum of 32 presets with a switching bandwidth of maximum 75 MHz tunable in 25 kHz steps; carrier frequencies shall be maximum 3000. Frequency stability shall be  $\pm 10$  ppm. Nominal/peak deviation shall be  $\pm 24$  kHz/ $\pm 48$  kHz. A compander feature shall be included and shall be Sennheiser HDX system. The transmitter shall include MPX pilot tone (frequency / deviation) of 19 kHz /  $\pm 5$  kHz. Audio frequency response shall be 25 – 15,000 Hz; total harmonic distortion (THD) shall be  $< 0.9$  %. Audio frequency input level shall be +22dBu (maximum, balanced). Signal-to-noise ratio shall be  $> 90$  dB.

Continued on page 2

## TECHNICAL DATA

Carrier frequencies .....	max. 3000
Presets .....	max. 32
Switching bandwidth.....	max. 75 MHz, tuneable in 25 kHz steps
Frequency stability.....	$\pm 10$ ppm
Antenna outputs .....	2 BNC (50 OHM)
RF Output power .....	typ. 10 mW (Low) typ. 30 mW (Standard) typ. 50 mW (High) XP-Version: typ. 100 mW (Maximum)
Compander.....	HDX
Nominal / Peak deviation.....	$\pm 24$ kHz / $\pm 48$ kHz
MPX pilot tone (frequency / deviation).....	19 kHz / $\pm 5$ kHz
Frequency response .....	25 – 15000 Hz
Signal-to-noise ratio .....	$> 90$ dB
THD, total harmonic distortion .....	$< 0,9$ %
Max. input level.....	+22 dBu
Audio inputs .....	2x XLR-31/4" (6,3mm) jack combo socket, electronically balanced
Audio outputs .....	1/4" (6,3mm) jack socket, balanced
Operating temperature .....	-10 °C – +55 °C
Power supply .....	100 - 240 V AC, 50/60 Hz
Current consumption .....	max. 0,2 A
Dimensions .....	217 x 483 x 43 mm
Weight .....	2900 g

Continued on page 2

## SR 2050 Twin Stereo Transmitter

### ARCHITECT'S SPECIFICATIONS

The stereo audio input shall utilize two discrete (left/right) electronically-balanced combination female XLR-3 and 1/4" audio sockets; the audio output shall utilize a balanced 1/4" (6.3 mm) audio socket; one audio loop output shall be provided utilizing a balanced 1/4" (6.3 mm) audio socket. Audio output level range shall be 49 dB adjustable in 1 dB steps; +6 dB reserve gain shall be provided. A stereo headphone output with local level control shall be provided on the front panel and shall utilize a 1/4" (6.3 mm) stereo audio socket. Menu-based software adjustments shall be made using a backlit LCD user display; associated receivers shall be configured in the receiver menu and synchronized with the transmitter via an integrated infrared interface. Four selectable equalization presets shall be provided. One 50Ω BNC connector shall provide the attachment point for the main transmitter antenna. RF output power shall be selectable at 10 mW (Low), 30 mW (Standard), 50 mW (High) and 100 mW (Maximum, XP version only). An Ethernet port (RJ45) shall be provided to allow remote network-based monitoring and control of the transmitter using Sennheiser Wireless System Manager Mac or PC software. The following features and performance shall be provided to support both transmitter channels: Power shall be supplied to the transmitters by the internal power supply with auto-switching mains voltage of 100 – 240 VAC at 50/60Hz. Current draw shall be maximum 0.2 A. The transmitter chassis shall be fabricated from metal and shall be capable of mounting in a standard 19" equipment rack without additional hardware; case dimensions shall be approximately 8.54" x 19.02" x 1.69" (217 x 483 x 43 mm). Weight shall be 102.29 oz (2900 grams). Operating conditions shall be ambient temperature +14°F to +131°F (-10°C to +55°C). The stationary dual channel stereo transmitter shall be Sennheiser model SR 2050.

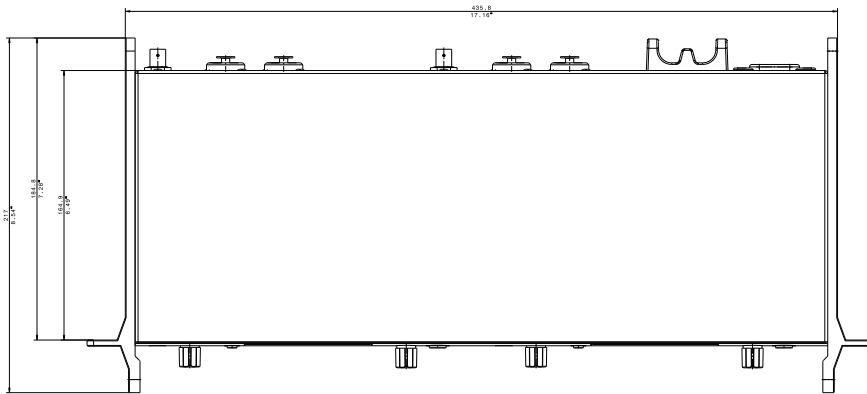
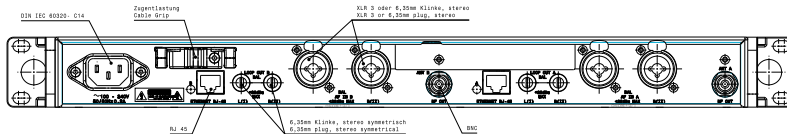
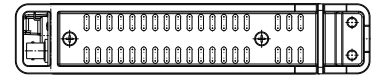
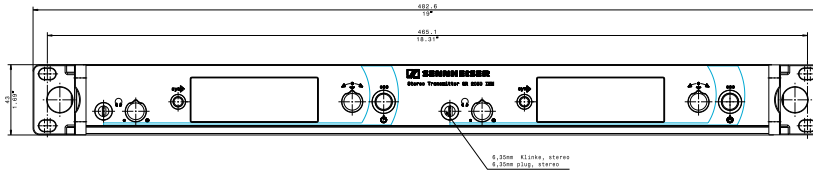
### TECHNICAL DATA

#### DELIVERY INCLUDES

- 1 SR 2050 IEM transmitter
- 3 mains cables (EU, UK, and US)
- 2 rod antennas
- 1 instruction manual
- 1 supplementary frequency sheet
- 1 supplementary RF license sheet
- 4 device feet

# SR 2050 Twin Stereo Transmitter

## DIMENSIONS



## PRODUCT VARIANTS

SR 2050 IEM AW 516 ... 558 MHz	Cat. No. 503152
SR 2050 IEM AW-X 516 ... 558 MHz / Europe	Cat. No. 503843
SR 2050XP IEM AW 516 ... 558 MHz / US	Cat. No. 504057
SR 2050 IEM GW 558 ... 626 MHz	Cat. No. 503846
SR 2050 IEM GW-X 558 ... 626 MHz / Europe	Cat. No. 503847
SR 2050XP IEM GW 558 ... 626 MHz / US	Cat. No. 504058
SR 2050 IEM BW 626 ... 698 MHz	Cat. No. 503850
SR 2050 IEM BW-X 626 ... 698 MHz / Europe	Cat. No. 503851
SR 2050XP IEM BW 626 ... 698 MHz / US	Cat. No. 504059
SR 2050 IEM CW 718 ... 790 MHz	Cat. No. 503854
SR 2050 IEM CW-X 718 ... 790 MHz / Europe	Cat. No. 503855
SR 2050 IEM DW 790 ... 865 MHz	Cat. No. 503858
SR 2050 IEM DW-X 790 ... 865 MHz / Europe	Cat. No. 503859

## RECOMMENDED ACCESSORIES

GA 3030 AM antenna front mount kit	Cat. No. 004368
AC 3200 antenna combiner	Cat. No. 502048
A 5000 CP circularly polarized broadband antenna	Cat. No. 500887
A 2003 directional broadband antenna	Cat. No. 003658
A 1031 omni-directional broadband antenna	Cat. No. 004645
antenna daisy-chain cable, 50 Ω, BNC, 0.25m	Cat. No. 087969
GZL 1019-A1 coaxial cable, type RG 58, BNC to BNC, 1m	Cat. No. 002324

Sennheiser electronic GmbH & Co. KG  
 Am Labor 1, 30900 Wedemark, Germany  
[www.sennheiser.com](http://www.sennheiser.com)