
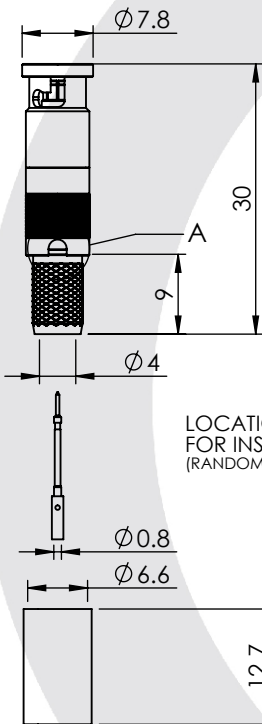


## MICRO BNC STRAIGHT CRIMP / CRIMP PLUG

### 67-005-B66-FB



images for illustration purposes only



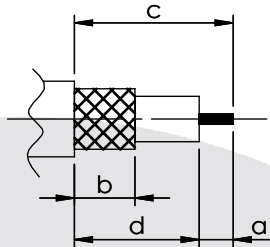
LOCATION SLOT FOR INSERTION TOOL (RANDOM ORIENTATION)



### Suitable for Cables:

(FB) Belden 1505A, Draka 0.8/3.7 A/F, Image 720

### Stripping Dimensions



a = 4.0 mm  
b = 8.0 mm  
c = 16.0 mm  
d = 12.0 mm

\* CUT FOIL TO DIM. "b"

### Assembly Procedure: AP001

### Tooling

Centre Contact: SQ 0.95mm A/F Tool No: 96-HTS-76

Crimp Sleeve: HEX 6.48mm A/F Tool No: 96-HTS-76

Alignment Tool: Not Applicable Extraction: 96-1132

### Environmental Specification

Operating Temp: -55 to +155 Deg C.

IP Rating (Mated): IP 64

### Electrical Specification Mechanical Specification

Impedance: 75 Ohm

Contact Retention: 10 N min

Frequency: 0-6 GHz

Cable Retention: 150 N min

Dielectric W/V: 1000 Veff


Mating cycles: 500

Insulation res: 10000 M-Ohm

Weight: 6.10 g

### Connector Interface

image for illustration purposes only



7	SPRING	STAINLESS STEEL	N/A
6	COUPLING NUT	BRASS	NICKEL
5	GASKET	SILICONE	N/A
4	CRIMP SLEEVE	BRASS	NICKEL
3	INSULATOR	PTFE	N/A
2	CENTRE CONTACT	BeCu	GOLD
1	BODY	BRASS	NICKEL
ITEM	DESCRIPTION	MATERIAL	PLATING

<b>A4</b>	SHEET 1 OF 1	DIMENSIONS ARE IN MILLIMETRES		
REVISION :	A00	NAME	SIGNATURE	DATE
ISSUE :	3	DRAWN	GE	27/11/2012
		CHK'D	IG	28/11/2012
		APPV'D		
6-8 COLNE ROAD, TWICKENHAM, MIDDLESEX. TW1 4JR				
THE INFORMATION IS GIVEN AS AN INDICATION ONLY AND IS SUBJECT TO CHANGE WITHOUT NOTICE. IN THE CONTINUAL GOAL TO IMPROVE OUR PRODUCTS, WE RESERVE THE RIGHT TO MAKE ANY MODIFICATIONS NECESSARY WITHOUT PRIOR NOTICE.				