
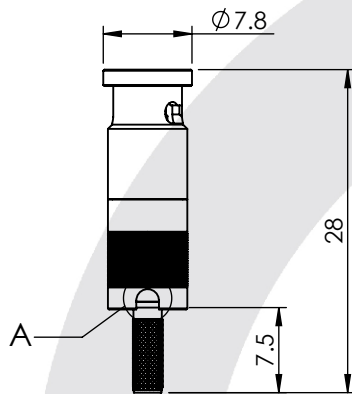


MICRO BNC STRAIGHT CRIMP / CRIMP PLUG

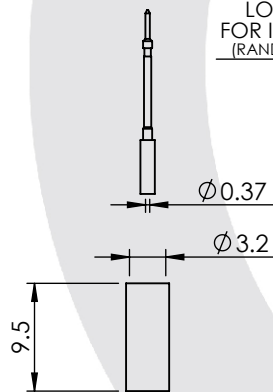
67-005-B66-AB



images for illustration purposes only



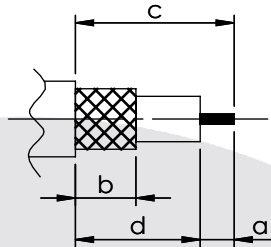
LOCATION SLOT FOR INSERTION TOOL (RANDOM ORIENTATION)



Suitable for Cables:

(AB) RG179, RG187, Belden 179DT

Stripping Dimensions



- a = 4.0 mm
- b = 8.0 mm
- c = 16.0 mm
- d = 12.0 mm

* CUT FOIL TO DIM. "b"

Assembly Procedure: AP001

Tooling

- Centre Contact: SQ 0.95mm A/F Tool No: 96-HTS-43
- Crimp Sleeve: Hex 3.25mm A/F Tool No: 96-HTS-43
- Alignment Tool: Not Applicable Extraction: 96-1132

Environmental Specification

Operating Temp: -55 to +155 Deg C.
IP Rating (Mated): IP 64

Electrical Specification


Impedance: 75 Ohm
Frequency: 0-6 GHz
Dielectric W/V: 1000 Veff
Insulation res: 10000 M-Ohm

Mechanical Specification

Contact Retention: 10 N min
Cable Retention: 100 N min
Mating cycles: 500
Weight: 4.90 g

Connector Interface

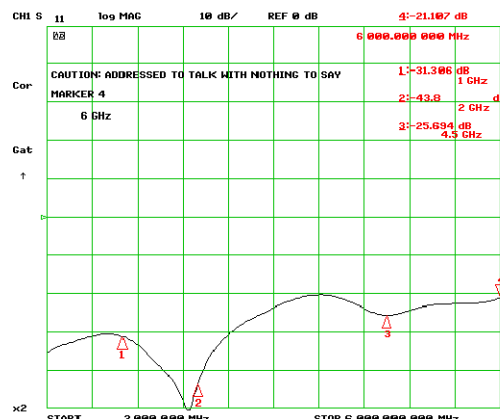
image for illustration purposes only



Performance

- 31.3 dB @ 1.0 GHz
- 43.8 dB @ 2.0 GHz
- 25.7 dB @ 4.5 GHz
- 21.1 dB @ 6.0 GHz

Return Loss Graph



7	SPRING	STAINLESS STEEL	N/A
6	COUPLING NUT	BRASS	NICKEL
5	GASKET	SILICONE	N/A
4	CRIMP SLEEVE	BRASS	NICKEL
3	INSULATOR	PTFE	N/A
2	CENTRE CONTACT	BERYLLIUM COPPER	GOLD
1	BODY	BRASS	NICKEL
ITEM	DESCRIPTION	MATERIAL	PLATING

A4	SHEET 1 OF 1		DIMENSIONS ARE IN MILLIMETRES		
REVISION :	A00		NAME	SIGNATURE	DATE
ISSUE :	2		DRAWN	IG	27/03/2013
			CHK'D	GE	28/03/2013
			APPV'D		
<p>6-8 COLNE ROAD, TWICKENHAM, MIDDLESEX, TW1 4JR</p> <p>THE INFORMATION IS GIVEN AS AN INDICATION ONLY AND IS SUBJECT TO CHANGE WITHOUT NOTICE. IN THE CONTINUAL GOAL TO IMPROVE OUR PRODUCTS, WE RESERVE THE RIGHT TO MAKE ANY MODIFICATIONS NECESSARY WITHOUT PRIOR NOTICE.</p>					